



ANNUAL REPORT

FY
23



From our Director



Reach for Recovery Community,

As we reflect on the past year at Reach for Recovery, we are immensely grateful for the growth and progress we have experienced. Our dedicated team has worked tirelessly to support individuals at every stage of their sobriety journey, and none of this would have been possible without your steadfast support.

Fiscal year 2023 (October 2022 - September 2023) was a milestone for us, marked by essential updates to our facilities and the acquisition of a new transportation van. These improvements have significantly enhanced our ability to serve our clients effectively. Looking ahead, we are focused on continued growth in several key areas, and we value your ongoing partnership as we strive to meet individuals wherever they are in their treatment journey.

- Our team is reaching out to the community to conduct assessments, streamlining access to treatment for those who need it.
- Our walk-in assessments, available every day from 8 am to 4 pm, have enabled individuals to access treatment within 48-72 hours, a crucial step in their recovery process.
- We are investing in residential treatment to broaden our impact.
- Recognizing the importance of medication-assisted treatment, we are bolstering our clinical team to provide comprehensive mental health and substance use disorder medication support to our clients.

These enhancements align with our commitment to personalized, effective care for each individual we serve. By focusing on improving our internal processes, we have increased our capacity to serve more clients this year. I am deeply thankful for the journey Reach for Recovery has embarked upon, and I am excited to be part of this visionary team dedicated to supporting individuals in their pursuit of recovery. Your unwavering support has been instrumental in our ability to help those in our community access vital treatment services.

Thank you for your continued partnership and belief in our mission.

Andrew Davenport

Andrew Davenport | Executive Director



Reach for Recovery provides treatment, wherever you are in your journey.

EARLY INTERVENTION

137
individuals
served



- 53 hours of family therapy
- 165 hours of early intervention evaluations

OUTPATIENT

634
individuals
served



- 3,195 hours of individual treatment
- 1,422 hours of group therapy

INTENSIVE OUTPATIENT

140
individuals
served



5,154 hours of
treatment

RESIDENTIAL TREATMENT

164
individuals served



189,120 hours of
treatment



Reach for Recovery has dedicated recovery coaches at every level of care to partner with individuals in their pursuit of sobriety.



Medication can help stabilize one's mental health or curb cravings so that an individual can focus on treatment. Medication can be used at any point in care.

MEDICATION ASSISTED TREATMENT

252 individuals served



599 hours of treatment
178 medication injections

FY 23 Board of Directors

Tom Lagone

Linda Jacobs

Steve Darrow

Chuck Kohlruss

Leonard Fazio

Lindsey Gorsline

Bill Paxton

Dr. Mark Stid

Terrence Taylor

Jess Garrison

Michelle Newton

Medication Assisted Treatment

Medication assisted treatment (MAT) has proven effective in treatment and maintaining recovery. To learn more, click [here](#). Reach for Recovery’s Addiction Medicine Specialist shares the benefits to MAT below.

Jordan Presto

Physician Assistant, Addiction Medicine Specialist



“In my experience, medication-assisted treatment helps stabilize brain chemistry disrupted by substance use, creating a more balanced mental environment. Clients are then able to focus their energy on making sustainable changes in their lives, ultimately fostering long-term recovery and personal growth.”

252

individuals participated in MAT during FY 2023.

42

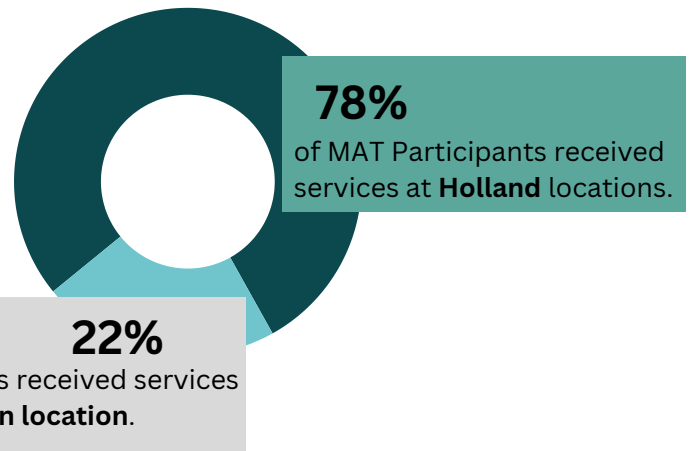
was the average age of individuals in MAT.

21-74

Age range of participants in MAT.

- 135 men participated in MAT treatment in FY 2023
- 114 women participated in MAT treatment in FY 2023.

“—
I am finally healing. [I’m] grateful for this entire experience.
—”



Reach for Recovery’s MAT program was made up of individuals from the following communities:

71% (180) MAT participants are residents of **Ottawa County**.

19% (48) MAT participants are residents of **Kent County**.

10% (24) MAT participants are residents of **Other Counties**.

Outpatient Therapy

Outpatient counseling is offered in Holland and Grand Haven through Reach for Recovery. Outpatient therapy are counseling services that are provided either individually or as a group up to 9 hours a week. Several therapists on our team at Reach for Recovery are pursuing EMDR certification to provide trauma therapy to our clients.

634

individuals participated in outpatient therapy in FY 23.

41

was the average age for participants in outpatient therapy

17-75

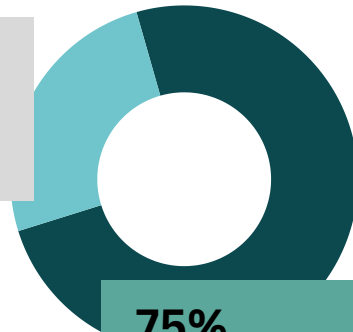
age range for individuals in outpatient therapy.

- 406 men participated in outpatient treatment during FY 23.
- 217 women participated in outpatient treatment during FY 23.

“This program helped me to admit I had a problem. It has helped me in everything from my job to my relationship with my family and with myself. I have seen how I have changed in the few months I have been attending this program and how it has helped me be a better me.”



25%
of Outpatient Participants received services at the **Grand Haven location.**



75%
of Outpatient Participants received services at **Holland locations.**

Reach for Recovery’s outpatient treatment program was made of individuals from the following communities:

87% (551) outpatient participants are residents of **Ottawa County.**

5% (32) outpatient participants are residents of **Muskegon County.**

5% (32) outpatient participants are residents of **Allegan County.**

3% (19) outpatient participants are residents of **Other Counties.**

Intensive Outpatient

Intensive outpatient therapy (IOP) is offered in both Grand Haven and Holland through Reach for Recovery. Intensive outpatient therapy are services (individual and group) that are provided 9-19 hours a week.



“I got into IOP and therapy. I have not been using and am taking huge steps to better myself. This helped me to find my own confidence again. I couldn’t have come this far without her [my therapist].”

140

individuals participated in intensive outpatient treatment in FY 2023.

40

The average age of individuals in IOP.

19-67

Age range for individuals in IOP.

- 87 men participated in IOP treatment in FY 23.
- 53 women participated in IOP treatment in FY 23.

“
Counseling has changed my life for the better
”



36%

of Outpatient Participants received services at the **Grand Haven location.**

64%

of IOP Participants received services at **Holland** locations.

89%

(125) IOP participants are residents of **Ottawa County.**

11%

(15) IOP participants are residents of **Other Counties.**

Residential

Chester A. Ray Center and Harbor House are the residential treatment facilities at Reach for Recovery. Residential treatment is a space where individuals pursuing sobriety are fully immersed in treatment. They live together, eat together, and participate in therapy, recovery meetings, and support services for 30, 60, or 90 days.



Brandy shares her story of finding hope in recovery at Harbor House. She credits receiving treatment with giving her the opportunity to raise her baby and providing her with the supplies for success.

Watch her full video [here](#).

164

individuals participated in residential treatment in FY 2023.

- 83 men participated in residential treatment during FY 23.
- 77 women participated in residential treatment during FY 23.

42

average age of participants in residential.

22-73

age range of individuals in residential.



“ I lost my mom, dad, brother, and sister to drugs and alcohol- which led me to pick up drugs and alcohol. I didn't know how to address my problems and trauma. I needed treatment, but refused to accept the fact that I had a problem with substance use and was struggling with my mental health. Chester Ray challenged me to open up and talk about my trauma. This is where I found true sobriety. I have a good group of friends who are keeping me accountable, meetings, a trauma therapist, and medication for my mental health. I am truly thankful for having sobriety today, and I never want to look back.

-Benjamin ”

Reach for Recovery's residential treatment community was made of individuals from the following communities in 2023:

56% (92) participants were residents of **Kent County**.

31% (50) participants were residents of **Ottawa County**.

13% (22) participants were residents of **Other Counties**.

40 days average length of stay in 2023.

Specialty Populations

There are groups of people that experience additional barriers when accessing treatment. Reach for Recovery provides outreach to populations who are disproportionately impacted by substance use, so that we can meet people wherever they are in their treatment journey.

Incarceration

The National Institute on Drug Abuse reports that over 65% of individuals who are incarcerated meet the criteria for a substance use disorder. Individuals are at a much higher risk of overdose death in the weeks following their release. Reach for Recovery partners with Recovery Court and Community Mental Health to provide services to individuals upon release.

31% of client referrals were from the court system or an attorney in FY 2023.

Minorities

Research demonstrates that minorities experience additional barriers when accessing treatment. MDHHS recently reported that black residents in Michigan are dying of overdose at 2.7X the rate of white residents.

Parenting

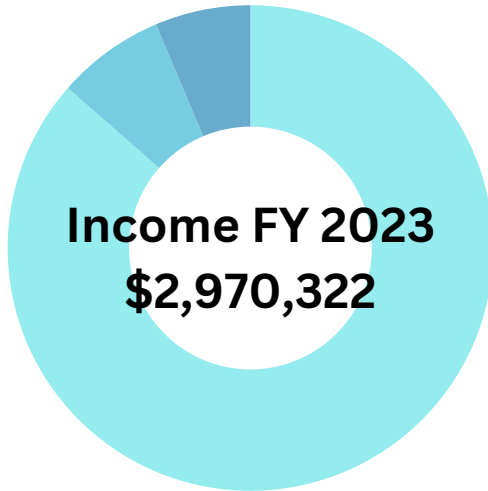
Harbor House is the only treatment facility in West Michigan that allows for women with an infant under age 1 to remain their care during treatment.



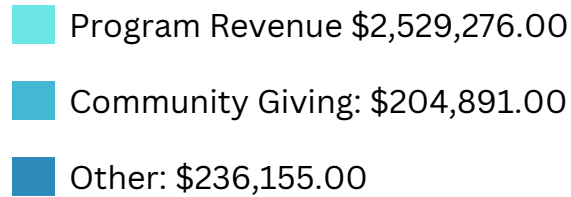
Primary caregivers experience additional challenges in accessing treatment since a child is in their care. The state of Michigan provides specialty funding for this population to increase access to treatment.



233 parents
participated in treatment at Reach for
Recovery in 2023.



Income FY 2023



Expenses FY 2023: \$3,002,059

Reaching Beyond:

In FY 2024, we are working to meet people where they are at in our community and are increasing capacity to provide treatment to more people. Your gifts support us in providing options of treatment across the continuum of care. We couldn't do this without you, consider giving this year by visiting us at our [website](#) or scan the QR code.

