



**reach**  
FOR RECOVERY

**2024**  
**ANNUAL**  
**REPORT**



## Opening Message

# FROM THE EXECUTIVE DIRECTOR

Dear Friends, Supporters, and Community Partners,

As I reflect on 2024, I am filled with both gratitude and admiration—for the individuals we serve, the staff who walk alongside them, and the community that continues to believe in our mission.

At Reach for Recovery, we exist to serve those often left behind—individuals navigating the complex realities of substance use and mental health challenges, many of whom face additional barriers tied to poverty, homelessness, trauma, or systemic injustice. **These are the people at the heart of everything we do.**

This year, our team has shown incredible resilience and compassion. Amid growing demand and increasingly limited resources, our clinicians, case managers, peer support specialists, and residential staff remained steadfast in their commitment to helping others reclaim their lives. Through outpatient counseling, long-term residential treatment, case management, peer recovery support, and partnerships with agencies across the region, we provided thousands of hours of care to those in need.

2024 also brought new opportunities for growth and reflection. We expanded training in trauma-informed care, invested in staff wellness, and strengthened relationships with community partners, local courts, hospitals, and mental health providers. Most importantly, we witnessed powerful stories of transformation—**individuals reconnecting with family, finding stable housing, returning to school or employment, and, above all, rediscovering their sense of purpose.**

Yet the work is far from over. The mental health and addiction crises in our country remain urgent. Far too many people still lack access to quality care, and the stigma surrounding behavioral health continues to create barriers. At Reach for Recovery, we are committed to being part of the solution—not only by providing direct services, but also by advocating for systemic change and equity in care.

**As you read through this year's impact report, I hope you are reminded of the profound difference your support makes. Whether you are a donor, volunteer, partner, or advocate—thank you for standing with us.**

Together, we are not just offering services; we are restoring hope, dignity, and opportunity. And we couldn't do it without you.

With gratitude,

Jeff Marschall  
Executive Director – Interim  
Reach for Recovery



# 1439

CLIENTS SERVED

# 3514

SERVICES PROVIDED

# 41.3

AVERAGE AGE

# 116.1

AVE LENGTH OF DAYS ENGAGED IN SERVICES

# 304

IV DRUG USERS

# 31

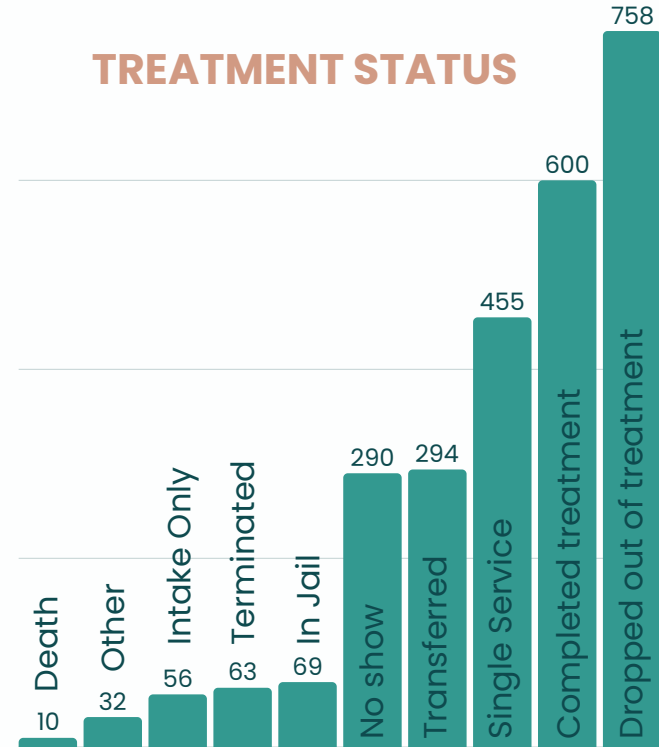
MILITARY MEMBERS

## Organization Snapshot

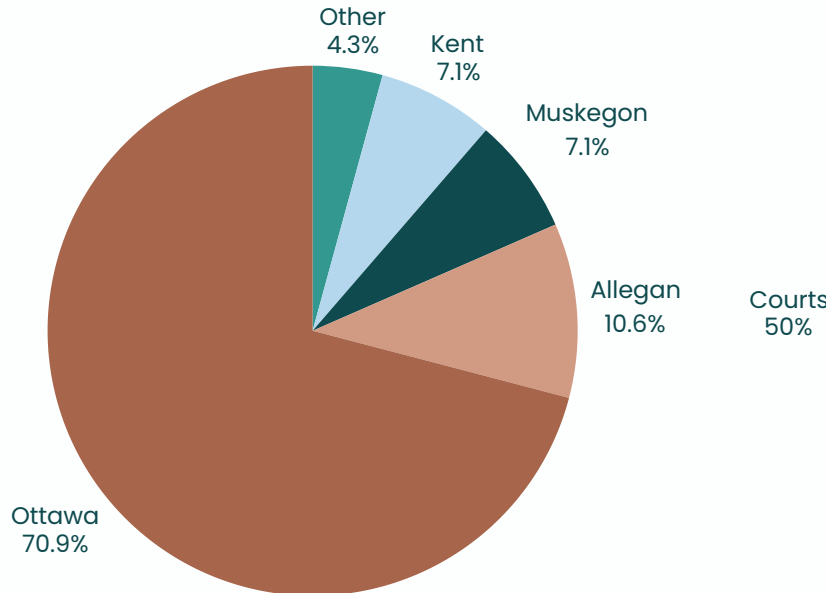
### DEMOGRAPHIC REPORT

Between October 1, 2023 and September 30, 2024, Reach for Recovery proudly delivered 3,514 life-changing services to 1,439 unique individuals on their path to wellness and recovery. With an average client age of 41.3, our programs met the needs of a diverse population. While the majority of those we served (70.9%) reside in Ottawa County, our reach extended across 13 additional counties, reinforcing our commitment to serving West Michigan's broader recovery community. Clients engaged with our services for an average of 116 days, reflecting both the depth of support provided and the dedication of those working toward sustained recovery. Impressively, 600 individuals successfully completed treatment during the fiscal year. The majority of referrals come from the courts (50%), followed by other treatment facilities (16.4%) and prior clients (12.3%). Referrals from medical facilities (8.2%), friends/family (7.4%), other sources (4.1%), and DCS (1.6%) also demonstrate the wide network of support helping individuals access treatment.

### TREATMENT STATUS

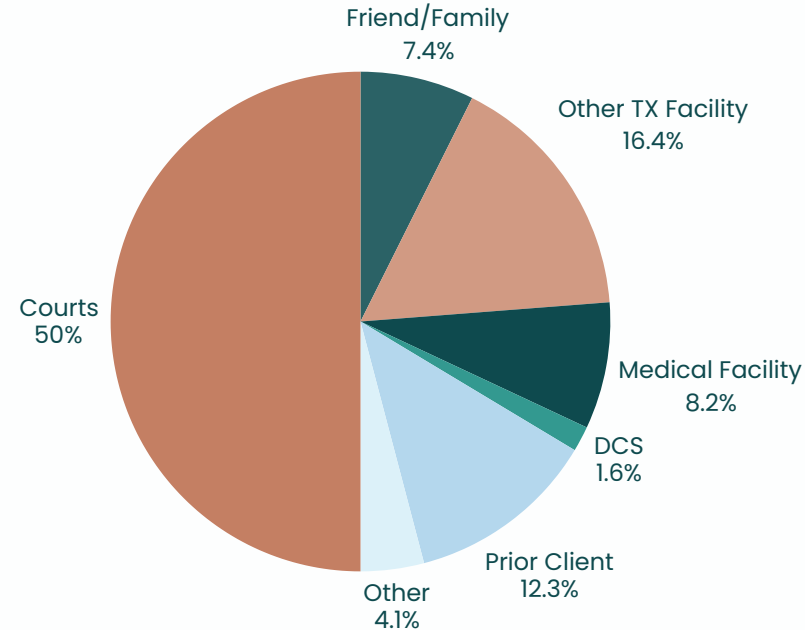


### COUNTIES



Reach for Recovery served individuals across 14 counties throughout Michigan. Counties with fewer than two clients included Montcalm, St. Joseph, Oceana, Kalamazoo, Mecosta, Barry, Newaygo, and Cook.

### REFERRAL SOURCE

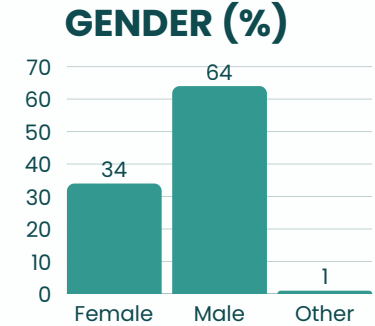
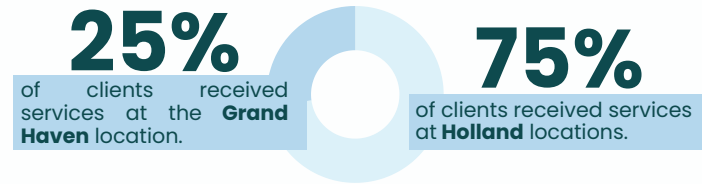


Referral sources representing 1% or fewer of total referrals—such as school/college, EAP, Robert Brown Center, West Michigan CMH, Allegan County CMH, and internet searches—have been grouped under "Other," with each source contributing fewer than 10 referrals.

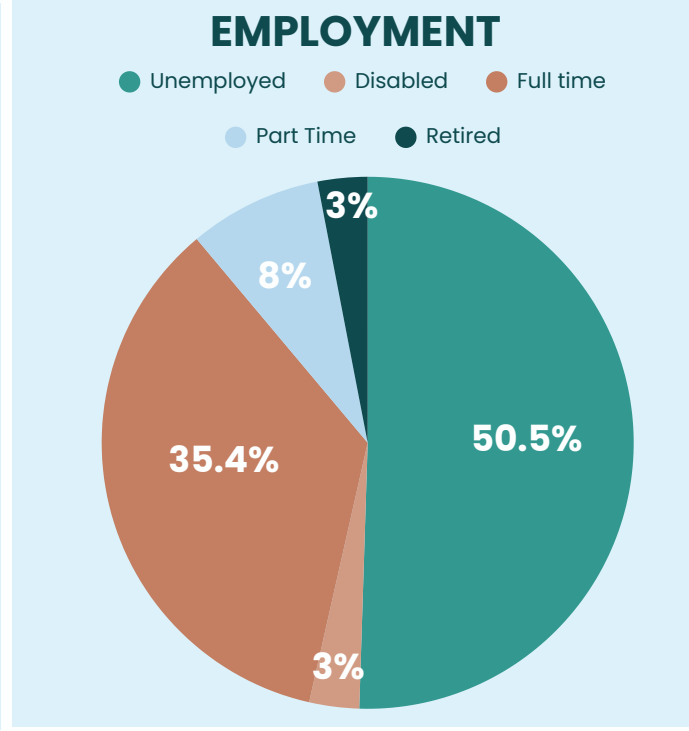
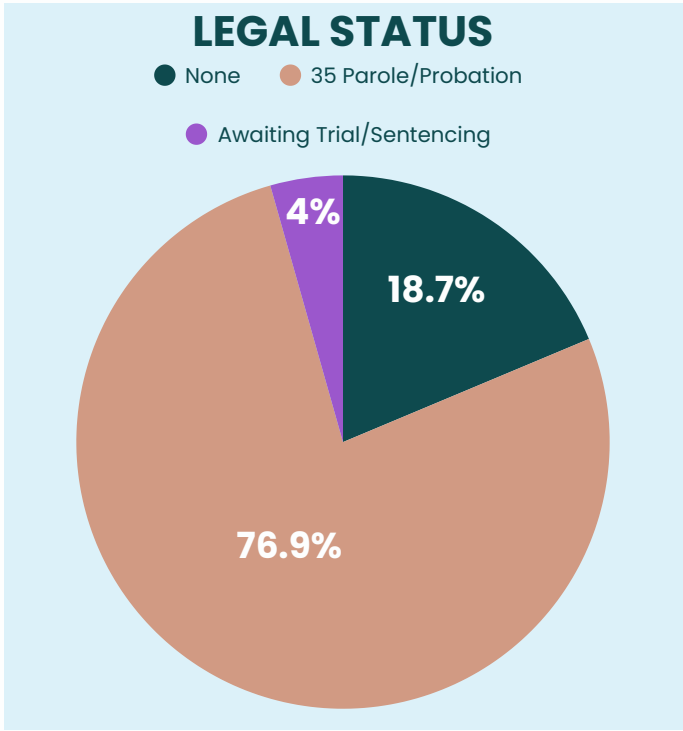
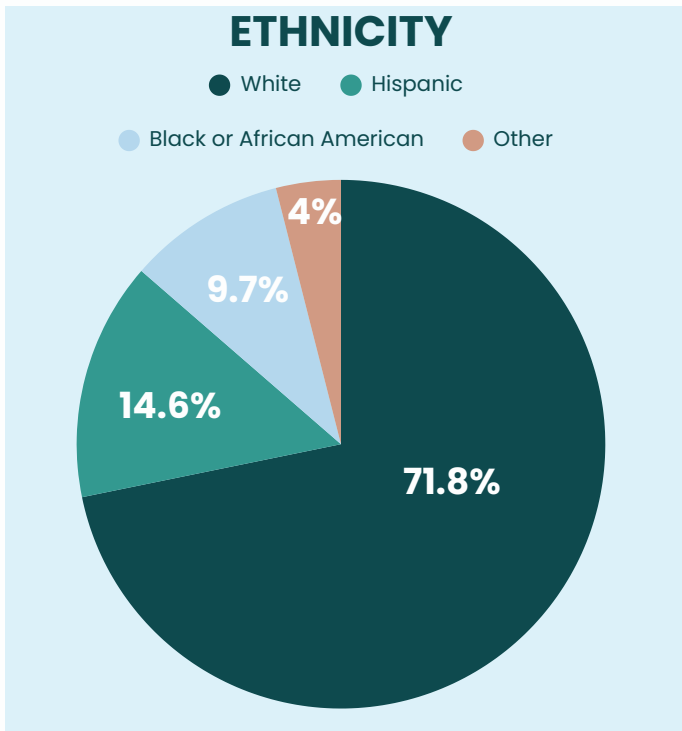
# Organization Snapshot

## DEMOGRAPHIC REPORT CONTINUED

Employment and legal status trends offer key insights into the lives of those we serve. In the past year, unemployment was the most commonly reported employment status, with 50% of clients indicating they were not currently working—underscoring the need for supportive services that help individuals stabilize and rebuild their lives. Shown below, 18.7% of clients reported no current legal involvement, while 76.9% were referred through the district court, emphasizing the strength of our longstanding partnerships with local justice systems and the vital role these collaborations play in connecting individuals to care. The individuals we serve are as diverse as the services we provide—with the majority identifying as male (933), followed by female (495), and 9 identifying as other. On average, each client is also navigating their recovery journey while caring for three children, illustrating the multigenerational impact of our work. **These numbers reflect more than service delivery—they represent hope, resilience, and the critical role Reach for Recovery plays in strengthening families and communities across the region.**



**3**  
AVG # OF  
DEPENDANTS  
PER CLIENT



Ethnicities representing 1% or fewer of the total served—Pacific Islander, American Indian, Asian, and those who Declined to State—have been grouped under “Other,” with fewer than 8 individuals in each category.

Legal status data reveals that 1% of clients fell into categories grouped as “Other,” each with fewer than 5 individuals.

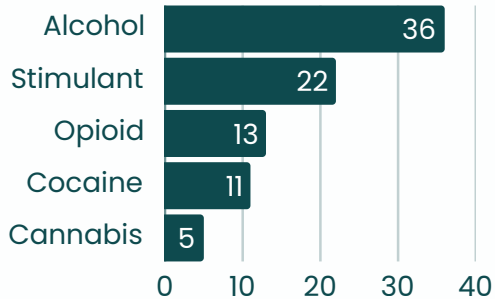
Employment status representing 1% or fewer were categorized as “Other,” which includes homemakers, those on medical leave, students, and individuals with unknown employment status—each group comprising fewer than 5 individuals.

# Programs + Services

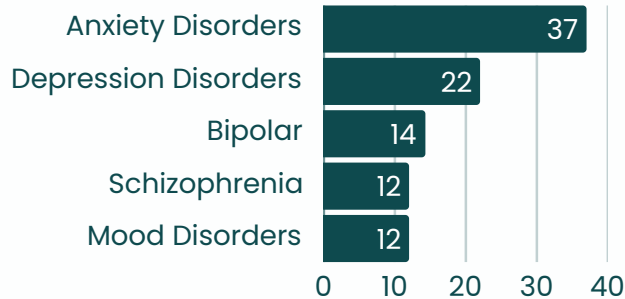
## RESIDENTIAL TREATMENT

Reach for Recovery’s residential treatment programs at Chester A. Ray Center and Harbor House provide a 90-day, structured stay in legitimate residential homes located in downtown Holland. These gender-specific programs support individuals living with substance use and co-occurring mental health disorders—many of whom also face housing instability, trauma, or involvement with the justice system. Our goal is to help clients build a strong foundation in recovery while remaining embedded in the community where they live. By offering individual and group therapy, recovery coaching, life skills training, and community integration, we work to ensure a seamless transition back into daily life—empowering each person to experience what it truly feels like to be sober, supported, and thriving within their own community.

### Substance upon Arrival (%)



### Co-Occurring Mental Health (%)

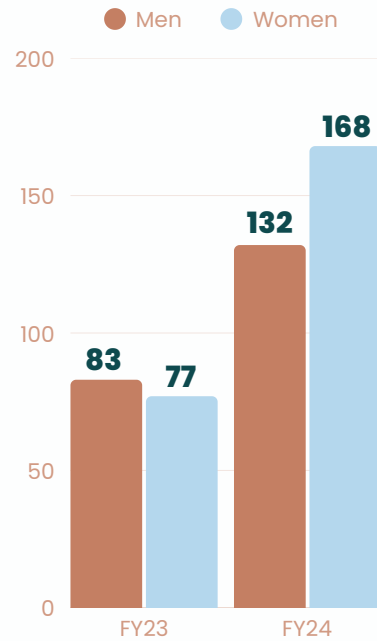


# 300

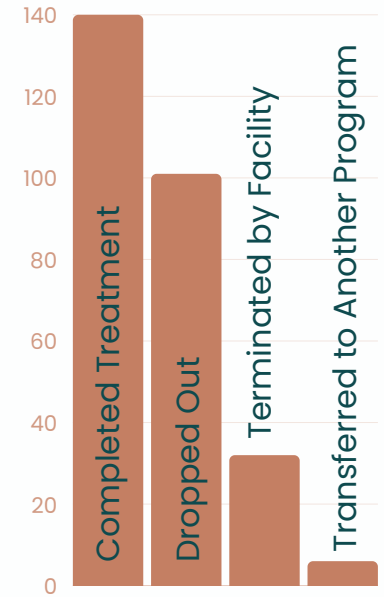
CLIENTS ADMITTED

# 52%

COMPLETION RATE



RESIDENT ADMISSION



DISCHARGE REASON

# 65

IV DRUG USERS

# 92

PREGNANT AND/  
OR PARENTING

# 38

AVERAGE AGE  
L: 22, H: 75

# 54

AVG LENGTH  
OF STAY

# 12

AVG INDIVIDUALS  
ON WAITLIST



“Six days sober might not sound like much, but for me, it’s everything. For the first time, I’m gaining back my self-respect and real hope for the future. Chester Ray gave me a seat at the table, a brotherhood, and the tools I need to build a sober life.”

– D., Residential Client

“I was released from jail to Harbor House and the staff and residents welcomed me with open arms. After nearly two months, I’m nervous to leave—this place feels like home, something I haven’t felt since 2017. I’m grateful for the classes, the love, and how our voices matter in house decisions. Harbor House gave me the tools, support, and confidence to face recovery. The care here is real, and the staff truly care for each person.”

– K., Residential Client



# Programs + Services

## INTENSIVE OUTPATIENT TREATMENT

Reach for Recovery’s Intensive Outpatient Program (IOP) continues to serve as a critical bridge between residential treatment and full independence. Designed for individuals who require structured support while living in the community, IOP offers a rigorous schedule of therapeutic group sessions, individual counseling, and case management services multiple times per week. This level of care provides participants with the tools to maintain sobriety, build coping strategies, and address co-occurring mental health needs, all while balancing daily responsibilities like work, school, or family. In 2024, our IOP team supported clients through evidence-based practices rooted in trauma-informed care, helping them stay engaged in their recovery journey and connected to a strong peer network.

**39%**

of IOP clients received services at the **Grand Haven** location.



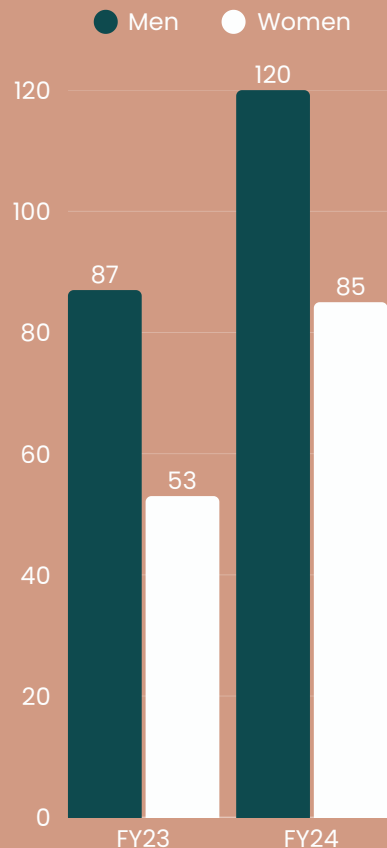

**61%**

of IOP clients received services at the **Holland** location.

● 22-23 ● 23-24

**205**

CLIENTS SERVED



**42**

AVERAGE AGE  
LOW: 19, HIGH: 82

**36**

IV DRUG USERS

**40%**

COMPLETION RATE

**4**

MILITARY MEMBERS

**56%**

EMPLOYED

**9**

AVG GROUP SIZE

The painted stones in the photo are from our one IOP session in Holland, where we explored personal values and how aligning our goals with those values can strengthen motivation—especially during difficult times.



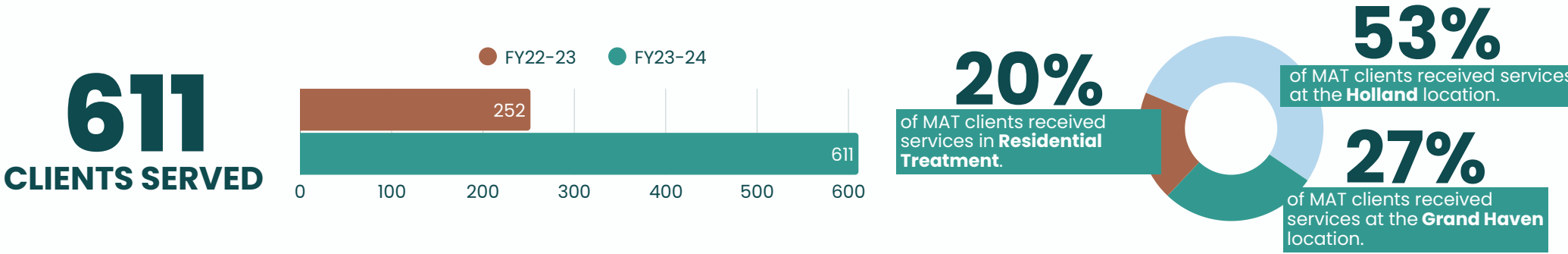
We talked about how meaningful goals become more powerful when they’re rooted in what truly matters to us. I loved seeing this group fully engage with the activity (nail polish and all!) and create something they could take home as a tangible reminder of their values and what keeps them moving forward.

–Reach for Recovery Clinician

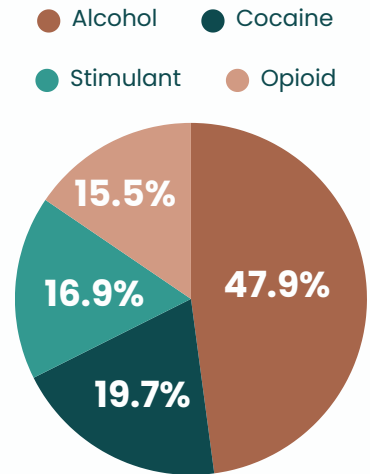
# Programs + Services

## MEDICATION ASSISTED TREATMENT (MAT)

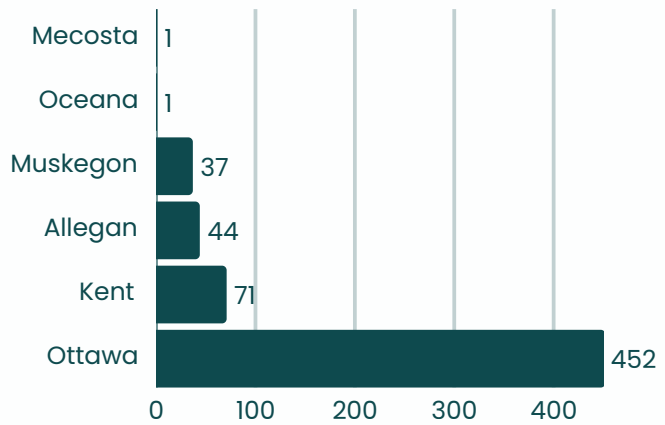
Medication-Assisted Treatment (MAT) continues to be a cornerstone of Reach for Recovery’s integrated approach to substance use recovery. Combining FDA-approved medications with counseling and behavioral therapies, MAT provides individuals with a comprehensive path toward sustained recovery—particularly those struggling with opioid and alcohol use disorders. In the past year, 611 individuals participated in our MAT program, each receiving tailored treatment plans, medical oversight, and compassionate care. This program not only helps reduce cravings and prevent relapse, but also restores stability and dignity to individuals’ lives, allowing them to rebuild relationships, pursue employment, and reclaim their futures. Reach for Recovery remains committed to expanding access to MAT services and eliminating the stigma associated with this life-saving form of treatment.



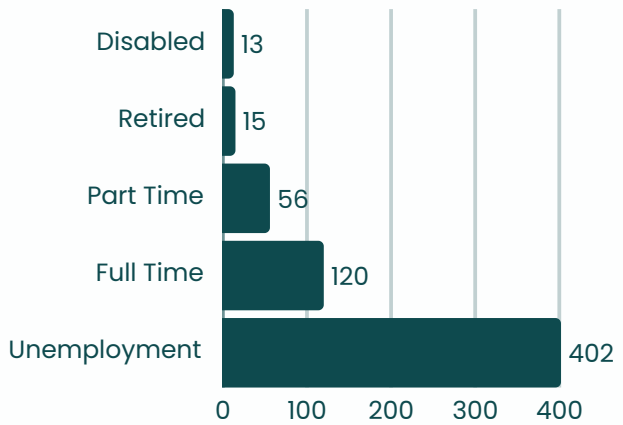
### REPORTED SUBSTANCE



### COUNTIES SERVED



### EMPLOYMENT STATUS



# Programs + Services

## OUTPATIENT THERAPY + MENTAL HEALTH

Reach for Recovery's Outpatient Therapy and General Mental Health Services provide individuals with accessible, compassionate, and clinically appropriate care tailored to their unique needs. Our licensed therapists offer individual and group counseling sessions focused on supporting clients through a variety of mental health challenges, including anxiety, depression, trauma, and co-occurring disorders. Services are designed to meet people where they are in their recovery journey, helping them build coping skills, develop healthier relationships, and regain a sense of stability and well-being. By integrating evidence-based practices and a trauma-informed approach, Reach for Recovery remains committed to fostering long-term mental wellness and recovery within our community.



"Reach for Recovery helped our family through one of the toughest times in our lives. Their outpatient and mental health services gave our daughter the support she needed to heal—and gave us hope. We're so thankful for their care and compassion."  
— A Grateful Family

### Outpatient Therapy

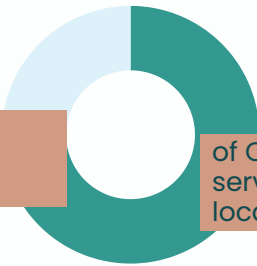
**667**  
SERVED

**181**  
AVG. DAYS  
ENROLLED

**9**  
COUNTIES  
SERVED

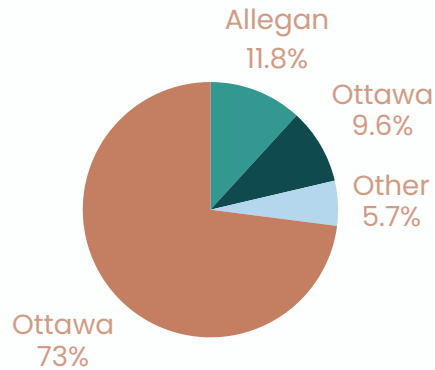
**27%**

of OP clients received services at the **Grand Haven** location.



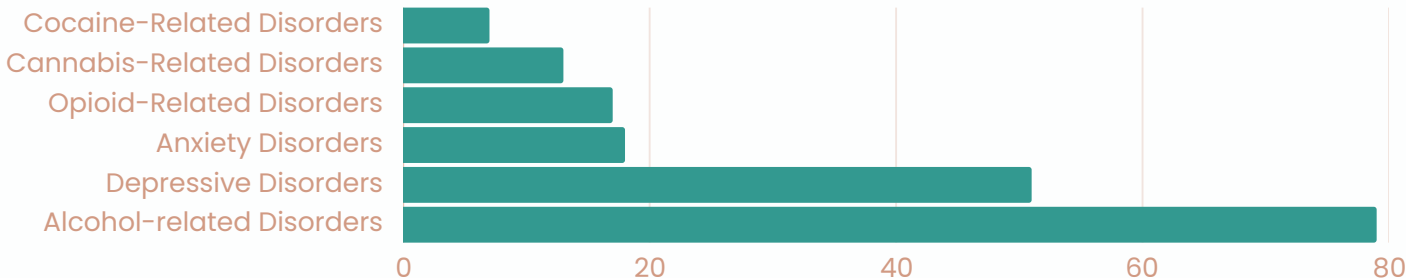
**73%**

of OP clients received services at the **Holland** location.



Counties with fewer than 10 clients—including Kent, Ionia, Cook, Montcalm, St. Joseph, Van Buren, and those listed as Unknown—have been grouped under "Other," representing 5.7% of total clients served.

### Served Diagnoses



### Mental Health

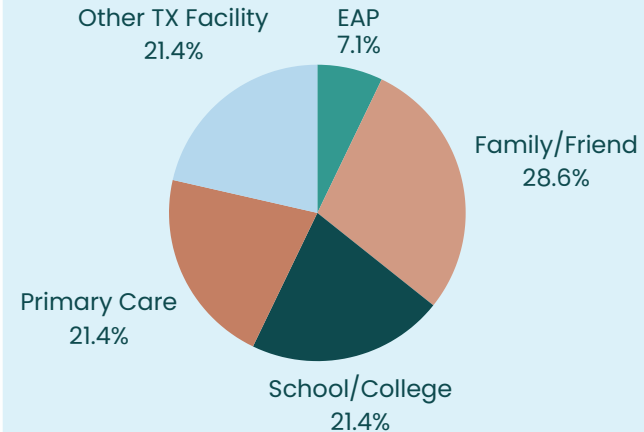
**16**  
INDIVIDUALS

**11**  
FAMILIES

**283**  
AVG. DAYS  
ENROLLED

**44**  
AVERAGE AGE  
LOW: 14, HIGH: 76

### Mental Health Referrals



# FINANCIAL STATEMENT

## Reach for Recovery

### Statement of Financial Position | 2023 - 2024

<b>ASSETS</b>	<b>2024</b>	<b>2023</b>
<b>Current Assets</b>		
Cash and cash Equivalents	\$ 598,027	\$ 378,435
Restricted cash - ARPA	88,605	132,778
Accounts receivable, program services	280,174	327,399
Prepaid expenses	29,347	19,508
<b>Total Current Assets</b>	996,153	858,120
<b>Other Assets</b>		
Property and equipment, net	925,153	981,982
Beneficial interest in assets held by others Endowment	316,498	272,578
<b>TOTAL ASSETS</b>	<b>\$ 2,237,802</b>	<b>\$ 2,112,680</b>
<b>LIABILITIES AND NET ASSETS</b>		
<b>Current Liabilities</b>		
Accounts payable	\$ 38,560	\$ 37,009
Accrued payroll and related expenses	147,098	122,732
Other current liabilities	1,385	2,563
Deferred revenue	88,605	132,778
Current portion of notes payable	18,900	17,500
<b>Total Current Liabilities</b>	294,548	312,582
<b>Notes Payable</b> , net of current portion	22,192	41,060
<b>TOTAL LIABILITIES</b>	316,740	353,642
<b>Net Assets</b>		
Without donor restrictions	1,586,927	1,451,354
With donor restrictions		
Time restrictions	17,637	35,106
Endowment fund	316,498	272,578
<b>Total Net Assets</b>	1,921,062	1,759,038
<b>TOTAL LIABILITIES AND NET ASSETS</b>	<b>\$ 2,237,802</b>	<b>\$ 2,112,680</b>

# THANK YOU TO OUR...

Recognized donors made contributions between October 1, 2023, and September 30, 2024.

## CORPORATE AND FOUNDATION PARTNERS

### Recovery Champion \$10,000+

Heart of West Michigan (GOCUW)  
Howard Miller Company Foundation

### Community Pillar \$5,000 - \$9,999

41 Washington St Foundation  
Gentex Corporation Community  
Yang Feng

### Leaders

#### \$1,500 - \$4,999

Bandstra Foundation  
Bradford Company  
Fellowship Ref Church  
Holland Charter Township  
Marsilje Foundation  
Port Sheldon Township

### Supporters

#### \$500 - \$1,499

Anthony & Monica Verplank  
Thriving Communities Fund  
First United Methodist Women  
Hoekstra Electrical Services  
ODL  
Pine Rest  
Pliant Plastics  
Third Reformed Church  
Woodward FST

## INDIVIDUAL CHAMPIONS

### Circle of Hope \$10,000+

Ray & Kim Blackburn

### Cornerstone of Hope \$5,000 - \$9,999

Douglas & Kathy Kool  
Jack H. Miller

### Benefactor of Hope \$2,500 - \$4,999

Dan & Andrea Volkema  
Jerry & Kathleen Hertel  
Josh & Mande Johnson

### Recovery Champion \$1,000 - \$2,499

Anonymous  
Carol Walters  
Chuck & Karen Kohlruss  
David & Judy Teater  
Eileen Nordstrom  
Howard & Bonnie Kolk  
Mark & Karen Stid & Foulds  
Ralph Edgington  
Richard & Alice Camarota  
Robert & Linda Rynbrandt  
Terrie Deenik  
Verplank Donor Advised Fund

### Mission Allys \$250 - \$999

Allen & Joan Voorhorst  
Bill & Judy Paxton  
Bruce & Margie Johnson  
Chris & Emily Achterhof  
Craig & Sherry Hoppen  
Daniel March

### Mission Allys \$250 - \$999

Gary & Joyce DeWitt  
Glenn & Janet Dirkse  
Harry & Mary Leeuw  
Jason & Krista Schrotenboer  
Jim & Janet Schoettle  
Jurgen Longnecker  
Katy & Jurgen Longnecker  
Len & Nancy Fazio  
Linda Jacobs  
Lynn Schweibert  
Mitchell & Jane VandenBerge  
Neil & Karen DeBoer  
Nicholas & Lindsey Gorsline  
Pat Dorton  
Robert & Lorena Chambers  
Sherry Hoppen  
Terry & Ruth Hofmeyer  
Tom & Sharon Arendshorst  
Vince Duckworth  
Wayne & Linda Pynnonen

### Friends of Recovery Up to \$249

Brian & Lavonne Clark  
Bruce & Carla Masselink  
Clyde Vincent  
Daniel & Judith Printz  
Dean & Judith Hestand  
Denise Shelle  
George & Trudy Bulthuis  
Howard & Janet Huyser  
Irma Mokma  
James & Dorothy Chamness  
Janice Hurt  
Jim & Karen Steiger  
John & Esther Klug  
John & Sara Darrow  
Joseph & Susan Strazanac

### Friends of Recovery Up to \$249

Justin & Amy Rogers  
Kathy Wilbur  
Kenlee Ray  
Lois Brink  
Lonnie & Doris Ulberg  
Lynn Vincent  
Marc & Patty Baer  
Mark & Debra Feyen  
Mark & Nadine Gorsky  
Melanie Beil  
Melvin & Edith Boerman  
Michael & Darlene Kohut  
Michael & Janine Murphy  
Michael Norman  
Mitchell & Karen Padnos  
Onesimo Gloria  
Peter Sherwood  
Rhonda and Jim Lomonaco  
Rich Rynbrandt  
Rita VanderVliet  
Robert Zitta  
Roger & Sharon Perkins  
Roger & Susan Jonas  
Ron & Sherrie Wolthuis  
Russel & Sandra Vanderwerf  
Ryan Westerhouse  
Sarah Andrews  
Terry & Kelly Koetje  
Thomas & Linda Boven & Siewart  
Tiffany Bahn  
Tom & Laura Lagone  
Ulf & Patricia Hierlwimmer  
Virginia Burghduff  
Virginia Kibbey

### Monthly Donors

Steve & Maria Darrow

## Board of Directors

**Linda Jacobs, President**

RET - Executive Director

**Dr. Mark Stid, MD, Vice President**

Physician - Hospice

**Steve Darrow, Treasurer**

DeBoer, Baumann, & Company

**Tom Lagone, Past President**

CFO, Kentwood Public Schools

**Bill Badran**

Holland BPW

**Leonard Fazio**

RET - Physical Therapist

**Shannon Hall**

Huntington Bank

**Robert Howard**

Attorney at Cunninham Dalman

**Bill Paxton**

RET - Social Worker

**Terrance Taylor**

RET - Pharmacist



Reach for Recovery is proudly accredited by CARF International (Commission on Accreditation of Rehabilitation Facilities). This recognition reflects our ongoing commitment to delivering the highest standards of care in behavioral health and addiction recovery. CARF accreditation demonstrates that our programs and services meet rigorous quality guidelines, are person-centered, and focused on positive outcomes for those we serve.

**TOGETHER, WE REBUILD LIVES AND RESTORE HOPE.**

**Your support changes lives.**

Give online: [www.reachforrecovery.org/donate](http://www.reachforrecovery.org/donate)

Mail a gift: Reach for Recovery  
PO Box 1875  
Holland, MI 49422

Call us: (616) 396-5284

Planned Giving / Matching Gifts: [info@reachforrecovery.org](mailto:info@reachforrecovery.org)

**Scan to help  
someone on  
their journey**



---

### Know someone struggling with addiction?

Visit our Community Resources page for support:  
[www.reachforrecovery.org/ADDICTION-resources](http://www.reachforrecovery.org/ADDICTION-resources)

---

**There is hope.  
There is help.  
And it starts today.**



